

Twyford Business Centre, Bishop's Stortford, CM23 3YT, England

Phone: +44 1279 755590 • Email: parts@hydexuk.com

1279 120th Ave NE, Bellevue, WA 98005, United States – Phone: +1 800 948-8997

Threaded, Grooved, Flanged, Weld, Coped Long Shank, Dragline-Frac, Poly Pipe inserts, Bauer style, Ringlok style, Ground Joint, Universal, Pin-Lugs.

In Steel - Steel Plated - SS304 - SS316 - Aluminum - Brass - PP - PVC

Contents: Pg2. Steel KCN-MPT-Jump size-FPT. Pg3. KCN-Groove, hose mender, Pg4&5-KCN-Weld, Pg6. KCN-Flange, Pg7. KCNLS-Mpt& Dragline/Frac ends, Pg8. Polypipe inserts/Bauer, Pg.9 Ringlok&Irrigation ends, Pg.10 Ground joint, Pg11. Universal&Pin lug, Pg12. Alum. Pin lug-KCN-MPT-GV-Flange, Pg.13 KCN PP & PVC, Pg.14-15 SS KCN-MPT-Weld-GV-Flange.

Hydex offers the Best & Most complete Line of Industrial Hose ends Available!



For more Industrial Hose ends see our other Industrial hose end Catalogs:

Camlocks




Small HB



Sanitary H.B.



Internally Exp.



Our King Combination Hose Ends are Designed to Proform!



Reduced ID, no barb at start for easier insertion, prevents barbs from cutting the tube on tight bend

Thick for Crush & Dent resistance
More barbs for better sealing!

King Combination Hose barb nipples Threaded

King Combo Nipple unplated

PART #	
KCN050UP =ST1-1/2	
KCN075UP =ST5-3/4	
KCN100UP =ST10-1	
KCN125UP =ST15-1.25	
KCN150UP =ST20-1.5	
KCN200UP =ST25-2	
KCN250UP =ST30-2.5	
KCN300UP =ST35-3	
KCN400UP =ST40-4	
KCN500UP =ST50-5	
KCN600UP =ST60-6	
KCN800UP =ST80-8	

King Combo Nipple Steel Plated

PART #	
KCN050SP =STC1	
KCN075SP =STC5	
KCN100SP =STC10	
KCN125SP =STC15	
KCN150SP =STC20	
KCN200SP =STC25	
KCN250SP =STC30	
KCN300SP =STC35	
KCN400SP =STC40	
KCN500SP =STC50	
KCN600SP =STC60	
KCN800SP =STC80	

King Combo Nipple Hex Steel Plated

PART #	
KCNH050SP =STC1-1/2Hex	
KCNH075SP =STC5-3/4Hex	
KCNH100SP =STC10-1Hex	
KCNH125SP =STC15-1.25H	
KCNH150SP =STC20-1.5He	
KCNH200SP =STC25-2Hex	

King Combo Nipple Jump Size Stl plated HB x MP






PART #	
KCNJS075100SP =STC0510	
KCNJS10075SP =STC1005	
KCNJS100125SP =STC1015	
KCNJS125100SP =STC1510	
KCNJS125150SP =STC1520	
KCNJS150125SP =STC2015	
KCNJS150200SP =STC2025	
KCNJS200150SP =STC2520	
KCNJS250200SP =STC3020	
KCNJS250300SP =STC3035	
KCNJS300200SP =STC3525	
KCNJS300250SP =STC3530	

King Combo FPT Steel Plated

PART #	SIZE
KCF050SP =STF1	
KCF075SP =STF5	
KCF100SP =STF10	
KCF125SP =STF15	
KCF150SP =STF20	
KCF200SP =STF25	
KCF250SP =STF30	
KCF300SP =STF35	
KCF400SP =STF40	
KCF500SP =STF50	
KCF600SP =STF60	
KCF800SP =STF80	
KCF1000SP =STF100	
KCF1200SP =STF120	







KCNJS150125SP =STC2015	
KCNJS150200SP =STC2025	
KCNJS200150SP =STC2520	
KCNJS250200SP =STC3020	
KCNJS250300SP =STC3035	
KCNJS300200SP =STC3525	
KCNJS300250SP =STC3530	
KCNJS300400SP =STC3040	
KCNJS400300SP =STC4030	

Hose Menders and King Combination Hose barb x Grooved End

King Combo Grooved (Vic) Steel Plated			Hose Mender Steel Plated		
PART #			PART #		
KCG100SP =STV10			HM050SP =DM1		
KCG125SP =STV15			HM075SP =DM6		
KCG150SP =STV20			HM100SP =DM11		
KCG200SP =STV25			HM125SP =DM16		
KCG250SP =STV30			HM150SP =DM21		
KCG300SP =STV35			HM200SP =DM26		
KCG400SP =STV40			HM250SP =DM31		
KCG500SP =STV50			HM300SP =DM36		
KCG600SP =STV60			HM400SP =DM46		
KCG800SP =STV80			HM500SP =DM51		
KCG1000SP =STV100			HM600SP =DM66		
KCG1200SP =STV120			HM800SP =DM86		
King Combo Grooved Reducer (Vic) Steel Plated			HM1000SP =DM100		
KCGR125100SP =STV1510			HM1200SP =DM120		
KCGR150100SP =STV2010					
KCGR150125SP =STV2015					
KCGR200150SP =STV2520					
KCGR250200SP =STV3020					
KCGR300200SP =STV3520					
KCGR300250SP =STV3530					
KCGR400300SP =STV4030					
KCGR600400SP =STV6040					
KCGR800600SP =STV8060					
KCGR1000800SP =STV10060					
					
					

King Combination Hose barb x Weld End options

King Combo Weld End Carbon Steel			Half Menders for welding to OD Flanges		
PART #				Warning plated! Weld in well-ventilated area!	
KCW050CS =STB1			Hose Barb Plated x weld O.D. cut		
KCW075CS =STB5					
KCW100CS =STB10			HBPxWeld-OD-1.5		
KCW125CS =STB15			HBPxWeld-OD-2		
KCW150CS =STB20			HBPxWeld-OD-2.5		
KCW200CS =STB25			HBPxWeld-OD-3		
KCW250CS =STB30			HBPxWeld-OD-4		
KCW300CS =STB35			HBPxWeld-OD-5		
KCW400CS =STB40			HBPxWeld-OD-6		
KCW500CS =STB50			HBPxWeld-OD-8		
KCW600CS =STB60			HBPxWeld-OD-10		
KCW800CS =STB80			HBPxWeld-OD-12		
KCW1000CS =STB100					
KCW1200CS =STB120					
King Combo Reducing Weld end					
KCWR200150CS =STB2520			Ready Weld cope x Steel Hose Barb		
KCWR300200CS =STB3025			PART #		
KCWR300250CS =STB3530			RWHB-.5on.5B		
KCWR400300CS =STB4035			RWHB-.5on.75B		
KCWR600400CS =STB6040			RWHB-.5on.1B		
KCWR600500CS =STB6050			RWHB-.5on.1.25B		
KCWR800600CS =STB8060			RWHB-.5on.1.5B		
KCWR1000800CS =STB10080			RWHB-.75on.75B		
			RWHB-.75on1B		
King Combo Weld End Short Version					
PART #			RWHB-.75on1.25B		
KCWS050CS =STBS1			RWHB-.75on1.5B		
KCWS075CS =STBS5			RWHB-.75on2B		
KCWS100CS =STBS10			RWHB-1on1B		
KCWS125CS =STBS15			RWHB-1on1.25B		
KCWS150CS =STBS20			RWHB-1on1.5B		
KCWS200CS =STBS25			RWHB-1on2B		
KCWS250CS =STBS30			RWHB-1on2.5B		
KCWS300CS =STBS35			RWHB-1on3B		
KCWS400CS =STBS40			RWHB-1.25on1.25B		
KCWS500CS =STBS50			RWHB-1.25on1.5B		
KCWS600CS =STBS60			RWHB-1.25on2B		
KCWS800CS =STBS80			RWHB-1.25on2.5B		
KCWS1000CS =STBS100			RWHB-1.25on3B		
KCWS1200CS =STBS120		RWHB-1.5on1.5B			

Ready Weld cope 90deg x Steel Hose Barb			RWHB-1.5on2B	
PART #			RWHB-1.5on2.5B	
RWHB90-1.5on1.5			RWHB-1.5on3B	
RWHB90-1.5on2			RWHB-1.5on4B	
RWHB90-1.5on2.5			RWHB-2on2B	
RWHB90-1.5on3		RWHB-2on2.5B		
RWHB90-2on2			RWHB-2on3B	
RWHB90-2on2.5			RWHB-2on4B	
RWHB90-2on3			RWHB-2on6B	
RWHB90-2on4			RWHB-2.5on3	
RWHB90-2.5on3			RWHB-2.5on4	
RWHB90-2.5on4			RWHB-2.5on5	
RWHB90-2.5on5			RWHB-2.5on6	
RWHB90-2.5on6			RWHB-3on 3	
RWHB90-3on3			RWHB-3on4	
RWHB90-3on4		RWHB-3on5		
RWHB90-3on5		RWHB-3on6		
RWHB90-3on6		RWHB-3on8		
RWHB90-3on8		RWHB-4on4		
RWHB90-4on4		RWHB-4on5		
RWHB90-4on5		RWHB-4on6		
RWHB90-4on6		RWHB-4on8		
RWHB90-4on8		RWHB-4on10		
RWHB90-4on10		RWHB-5on5		
RWHB90-5on5		RWHB-5on6		
RWHB90-5on6		RWHB-5on8		
RWHB90-5on8		RWHB-5on10		
RWHB90-5on10		RWHB-6on6		
RWHB90-6on6		RWHB-6on8		
RWHB90-6on8		RWHB-6on10		
RWHB90-6on10		RWHB-6on12		
RWHB90-6on12		RWHB-8on8		
RWHB90-8on8		RWHB-8on10		
RWHB90-8on10			RWHB-8on12	
RWHB90-8on12			RWHB-8on14	
RWHB90-8on14			RWHB-10on10	
RWHB90-10on10			RWHB-10on12	
RWHB90-10on12			RWHB-10on14	
RWHB90-10on14			RWHB-10on16	
RWHB90-10on16		RWHB-12on12		
RWHB90-12on12		RWHB-12on14		
RWHB90-12on14		RWHB-12on16		
RWHB90-12on16				

FLANGED HOSE BARBS (KC Style) STEEL







Flange 1/2" Tx Hose barb welded inside & out			Flange 150LBx Hose barb welded inside & out		
Part #			Part #		
FLHB-1/2-2xHB1.5CS			FLHB-150-1.5x1.5HB3CS		
FLHB-1/2-2xHB2CS			FLHB-150-1.5x2HB3CS		
FLHB-1/2-2xHB2.5CS			FLHB-150-2x2HB3CS		
FLHB-1/2-2xHB3CS			FLHB-150-2x2.5HB3CS		
FLHB-1/2-2.5xHB2CS			FLHB-150-2.5xH2.5CS		
FLHB-1/2-2.5xHB2.5CS			FLHB-150-2.5xHB3CS		
FLHB-1/2-2.5xHB3CS			FLHB-150-3xHB3CS		
FLHB-1/2-3xHB2CS		FLHB-150-3xHB4CS			
FLHB-1/2-3xHB2.5CS		FLHB-150-4xHB4CS			
FLHB-1/2-3xHB3CS		FLHB-150-4xHB5CS			
FLHB-1/2-3xHB4CS		FLHB-150-4xHB6CS			
FLHB-1/2-4xHB2CS		FLHB-150-5xHB5CS			
FLHB-1/2-4xHB2.5CS		FLHB-150-6xHB6CS			
FLHB-1/2-4xHB3CS		FLHB-150-6xHB8CS			
FLHB-1/2-4xHB4CS		FLHB-150-8xHB8CS			
FLHB-1/2-4xHB6CS		FLHB-150-8xHB10CS			
FLHB-1/2-5xHB5CS		FLHB-150-10xHB10CS			
FLHB-1/2-5xHB6CS		FLHB-150-12xHB12CS			
FLHB-1/2-6xHB2CS					
FLHB-1/2-6xHB3CS			Flange-1/2-90xhose barb 200wpsi weld in & out		
FLHB-1/2-6xHB4CS			Part #		
FLHB-1/2-6xHB6CS			FLHB90-1/2-2xHB2		
FLHB-1/2-6xHB8CS			FLHB90-1/2-2.5xHB2.5		
FLHB-1/2-8xHB2CS			FLHB90-1/2-3xHB3		
FLHB-1/2-8xHB3CS			FLHB90-1/2-4xHB4		
FLHB-1/2-8xHB4CS		FLHB90-1/2-5xHB5			
FLHB-1/2-8xHB6CS		FLHB90-1/2-6xHB6			
FLHB-1/2-8xHB8CS		FLHB90-1/2-8xHB8			
FLHB-1/2-8xHB10CS		FLHB90-1/2-10xHB10			
FLHB-1/2-10xHB3CS		FLHB90-1/2-12xHB12			
FLHB-1/2-10xHB4CS			King Combo x Turn Back for Lap Joint/Floating Fl		
FLHB-1/2-10xHB6CS			Part #		
FLHB-1/2-10xHB8CS			KCTB300-3		
FLHB-1/2-10xHB10CS			KCTB400-4		
FLHB-1/2-12xHB6CS			KCTB600-6		
FLHB-1/2-12xHB8CS			KCTB800-8		
FLHB-1/2-12xHB10CS			KCT1000-10		

Long Shank Hose Barbs with Groove for Crimp Ferrule

King Combo Nipple Long Shank for Crimp Ferrule			King Combo Weld Long Shank for Crimp Ferrule		
Part #			Part #		
KCNLS075 =STC05CS			KCWLS075		
KCNLS100 =STC10CS			KCWLS100		
KCNLS125 =STC15CS			KCWLS125		
KCNLS150 =STC20CS			KCWLS150		
KCNLS200 =STC25CS			KCWLS200		
KCNLS300 =STC35CS			KCWLS300		
KCNLS400 =STC40CS			KCWLS400		
KCNLS600 =STC60CS			KCWLS600		
KCNLS800 =STC80CS			KCWLS800		

Dragline/Frac-Hose/Linear Hose Menders and Ends
















Dragline-Frac-Linear Hose end W/clamp x Groove			Dragline-Frac-Linear Hose end W/clamps x Groove		
Part #			Part #		
DFL-GV-3			DFL-MENDER-4		
DFL-GV-4			DFL-MENDER-5		
DFL-GV-5			DFL-MENDER-6		
DFL-GV-6			DFL-MENDER-8		
DFL-GV-8			DFL-MENDER-10		
DFL-GV-10			DFL-MENDER-12		
DFL-GV-12					
Grooved Couplings sold separately see Grooved Fitting Catalog			Replacement Clamps 3-10-3gv, 12-4gv		
GV-size-CP-RNF-EorN			DFL-Clamp-3		
			DFL-Clamp-4		
			DFL-Clamp-5		
			DFL-Clamp-6		
			DFL-Clamp-8		
			DFL-Clamp-10		
			DFL-Clamp-12		

Insert for Poly Pipe x MPT and Insert x Insert Steel & Brass

Note! Insert fittings for Poly Pipe are different from hose barbs they are oversized & non tapered!

Poly Pipe Insert x MPT Steel		Poly Pipe Insert x Insert Steel (Coupling)			
Part #		Part #			
IGMA03 =SAP1-1/2"		IGCP03-1/2			
IGMA04 =SAP6-3/4"		IGCP04-3/4			
IGMA05 =SAP11-1"		IGCP05-1			
IGMA06 =SAP16-1.25"		IGCP06-1.25			
IGMA07 =SAP21-1.5"		IGCP07-1.5			
IGMA08 =SAP26-2"		IGCP08-2			
IGMA09 =SAP31-2.5"		IGCP09-2.5			
IGMA10 =SAP36-3"		IGCP10-3			
IGMA11 =SAP46-4"		IGCP11-4			
Poly Pipe Insert x MPT Brass Lead Free		Poly Pipe Insert x Insert brass Lead Free			
Part #				Part #	
IBMA03-1/2		IBCP03-1/2			
IBMA04-3/4		IBCP04-3/4			
IBMA05-1		IBCP05-1			
IBMA0605-11/4x1		IBCP06-1.25			
IBMA06-11/4		IBCP07-1.5			
IBMA07-11/2		IBCP08-2			
IBMA08-2					
Bauer style ends x Hose Barb Steel					
BAUER Style Female W/Gasket-Hose barb		BAUER Style Male W/L.Lever-MPT			
BAUER-FxHB-ST-2"		BAUER-MxMP-L-ST-2"			
BAUER-FxHB-ST-3"		BAUER-MxMP-L-ST-3"			
BAUER-FxHB-ST-4"		BAUER-MxMP-L-ST-4"			
BAUER-FxHB-ST-6"		BAUER-MxMP-L-ST-6"			
BAUER-FxHB-ST-8"		BAUER-MxMP-L-ST-8"			
BAUER-FxHB-ST-10"		BAUER-MxMP-L-ST-10"			
BAUER-FxHB-ST-12"		BAUER-MxMP-L-ST-12"			
BAUER Style Male W-Hose barb		BAUER Style Locking Lever Ring			
BAUER-MxHB-ST-2"		BAUER-L.LEVER-2"			
BAUER-MxHB-ST-3"		BAUER-L.LEVER-3"			
BAUER-MxHB-ST-4"		BAUER-L.LEVER-4"			
BAUER-MxHB-ST-6"		BAUER-L.LEVER-6"			
BAUER-MxHB-ST-8"		BAUER-L.LEVER-8"			
BAUER-MxHB-ST-10"		BAUER-L.LEVER-10"			
BAUER-MxHB-ST-12"		BAUER-L.LEVER-12"			
BAUER Style Female W/E.Gasket-MPT		BAUER-Style Gasket-EPDM			
BAUER-FxMPT-ST-2"		BAUER-G-EPDM-2"			
BAUER-FxMPT-ST-3"		BAUER-G-EPDM-3"			
BAUER-FxMPT-ST-4"		BAUER-G-EPDM-4"			
BAUER-FxMPT-ST-6"		BAUER-G-EPDM-6"			
BAUER-FxMPT-ST-8"		BAUER-G-EPDM-8"			
BAUER-FxMPT-ST-10"		BAUER-G-EPDM-10"			
BAUER-FxMPT-ST-12"		BAUER-G-EPDM-12"			











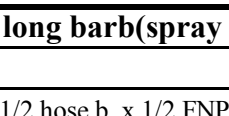
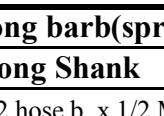
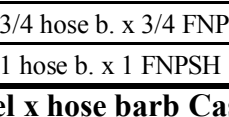
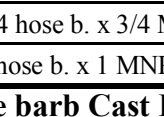


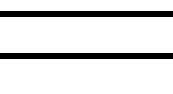
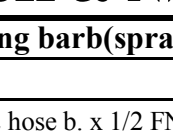

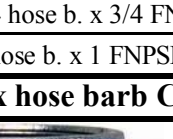


Ringlok style ends x Hose Barb Steel

Ringlok Style Male x Hose Barb str. Tube				
Ringlok Style Female x Hose Barb stl Tube		Ringlok Style Clamps plated		
RING-LK-MALExHB-6		RING-LK-CLAMP-6		
RING-LK-MALExHB-8		RING-LK-CLAMP-8		
RING-LK-MALExHB-10		RING-LK-CLAMP-10		
RING-LK-MALExHB-12		RING-LK-CLAMP-12		
Ringlok Style Female x Hose Barb stl Tube		Ringlok Style Gasket		
RING-LK-FEMxHB-6		RING-LK-GASKET-6		
RING-LK-FEMxHB-8		RING-LK-GASKET-8		
RING-LK-FEMxHB-10		RING-LK-GASKET-10		
RING-LK-FEMxHB-12		RING-LK-GASKET-12		
Ringlok Style Male x Weld Steel Tube		Ringlok Style Female x Weld Stl Tube		
RING-LK-MALExW-6		RING-LK-FEMxW-6		
RING-LK-MALExW-8		RING-LK-FEMxW-8		
RING-LK-MALExW-10		RING-LK-FEMxW-10		
RING-LK-MALExW-12		RING-LK-FEMxW-12		
Western Style Irrigation ends x Hose Barb Steel				
Western style end Male x Hose barb Steel		WSI Bndd No Hook Steel plated		
WSI-MSH200SP-2		WSI-BNO300SP		
WSI-MSH300SP-3		WSI-BNO400SP		
WSI-MSH400SP-4				
Western style end Male x Hose barb Aluminum		WSI-Hook plated short		
WSI-MSH300AL-3-1/8w		WSI-HPS2-3-4SP		
WSI-MSM300AL-3-1/4w		WSI-Hook plated Long		
WSI-MSH400AL-4-063w		WSI-HPL2-3-4SP		
WSI end W/band and Hook Steel plated				
WSI-MSH300-BH-A		WSI-Ferrule-A		
WSI-MSH400-BH-A		WSI Gasket for Female end Epdm		
Western style end Female Latch x barb Steel		WSI-GKA200E		
WSI-FSH200SP		WSI-GKA300E		
WSI-FSH300SP		WSI-GKA400E		
WSI-FSH400SP		Wade style Irrigation end 4" Aluminum		
		Waid-HB-4-AL		





Ground Joint Ends for Steam-High Pressure Air in Cast Iron

Ground Joint Female x Hose Barb			Ground Joint Wing Nut		
GJFHB-075 =GB6			GJWN-075-10 =B12		
GJFHB-100 =GB11			GJWN-075-10 =B12		
GJFHB-125 =GB16			GJWN-125-15 =B17		
GJFHB-150 =GB21			GJWN-125-15 =B17		
GJFHB-200 =GB26			GJWN-200 =B27		
GJFHB-250 =GB31			GJWN-250 =B32		
GJFHB-300 =GB36			GJWN-300 =B37		
GJFHB-400 =GB46			GJWN-400 =B47		
Ground Joint Spud x FNPT			Ground Joint Spud x MNPT		
GJSPF-075 =GB8			GJSPM-075 =GM8		
GJSPF-100 =GB13			GJSPM-100 =GM13		
GJSPF-125 =GB18			GJSPM-125 =GM18		
GJSPF-150 =GB23			GJSPM-150 =GM23		
GJSPF-200 =GB28			GJSPM-200 =GM28		
GJSPF-250 =GB33			GJSPM-250 =GM33		
GJSPF-300 =GB38			GJSPM-300 =GM38		
GJSPF-400 =GB48					
Ground Joint Double Spud			Ground Joint Set with Spud Fnpt		
GJDP-075-10 =GDB13			GJSF-075 =GF26		
GJDP-075-10 =GDB13			GJSF-100 =GF36		
GJDP-125-15 =GDB23			GJSF-125 =GF51		
GJDP-125-15 =GDB23			GJSF-150 =GF61		
GJDP-200 =GDB28			GJSF-200 =GF61		
GJDP-250 =GDB33			GJSF-250 =GF81		
GJDP-300 =GDB38			GJSF-300 =GF111		
		GJSF-400 =GF141			
MALE STEM x MPT			Hose Barbs in this section are designed to work W/these Interlocking Clamps see clamp catalog.		
MS-075 =MS6					
MS-100 =MS11					
MS-125 =MS16					
MS-150 =MS21					
MS-200 =MS26					
MS-250 =MS31					
MS-300 =MS36					
MS-400 =MS46					

UNIVERSAL COUPLING FOR AIR & WATER ETC. =Chicago Fitting-Dixon (AM-) Air King-Crow Foot ends!




Universal Coupling x Hose Barb		Universal Coupling x FNPT	
UCHB-038 2-Lug AMH		UCFP-038 2-Lug AMC	
UCHB-050 2-Lug AM1		UCFP-050 2-Lug AM3	
UCHB-075 2-Lug AM6		UCFP-075 2-Lug AM8	
UCHB-100 2-Lug AM11		UCFP-100 2-Lug AM13	
UCHB-125 4-Lug AM16		UCFP-125 4-Lug AM18	
UCHB-150 4-Lug AM21		UCFP-150 4-Lug AM18	
UCHB-200 4-Lug AM23		UCFP-200 4-Lug AM18	
Universal Coupling x MNPT		Universal Coupling Plug	
UCMP-038 2-Lug AMB		UCP 2-lug AM0	
UCMP-050 2-Lug AM2		Universal Coupling Tripl	
UCMP-075 2-Lug AM7		UCTC 2-lug AM10	
UCMP-100 2-Lug AM12		Univeral Coupling Gaskets	
Standard Safety Clip		UCG AWR4	
Safety-Clip AC1		UCGO AWS6	

NPSH & NST x Hose Barb Cast Iron

Female Npsh/ght swivel long barb(spray hose ends)		Male Npsh/ght swivel long barb(spray hose ends)	
\		STEEL Male Thread Long Shank	
SLS444	1/2 hose b. x 1/2 FNPSH	SLS414	1/2 hose b. x 1/2 MNPSH
SLS646	3/4 hose b. x 3/4 FNPSH	SLS616	3/4 hose b. x 3/4 MNPSH
SLS848	1 hose b. x 1 FNPSH	SLS818	1 hose b. x 1 MNPSH
Steel Female Npsh swivel x hose barb Cast iron		Steel Male NPSH x hose barb Cast Iron	
Part #		Part #	
S17-1.25		S16-1.25	
S22-1.5		S20 -1.5	
S27-2		S25-2	
S32-2.5		S30-2.5	
S38-3		S36-3	
S42-4		S40-4	
S62-6		S60-6	
Steel Female NH/NST Swivel H.barb CI		Steel Male NH/NST x hose barb CI	
S22N-1.5		S201-1.5	
S32N-2.5		S301-2.5	

ALUMINUM SELECTION

NPSH & NST x Hose Barb Aluminum

Aluminum-Brass Female Npsh swivel barb			Aluminun Male NPSH x Hose Barb		
Part #			Part #		
FAB150-1.5			MA150-1.5		
FAB200-2			MA200-2		
FAB250-2.5			MA250-2.5		
FAB300-3			MA300-3		
FAB400-4			MA400-4		
FAB600-6			MA600-6		
Aluminum Female NST Swivel barb			Aluminum Male NST hose barb		
FAB150NST-1.5			MA150NST-1.5		
FAB250NST-2.5			MA250NST-2.5		





Aluminum King Combination Hose barb nipples Threaded

King Combo Nipple Aluminum			King Combo Weld End Aluminum		
PART #			PART #		
KCN100AL =AST10			KCW100AL =ASPE10		
KCN125AL =AST15			KCW125AL =ASPE15		
KCN150AL =AST20			KCW150AL =ASPE20		
KCN200AL =AST25			KCW200AL =ASPE25		
KCN250AL =AST30			KCW250AL =ASPE30		
KCN300AL =AST35			KCW300AL =ASPE35		
KCN400AL =AST40			KCW400AL =ASPE40		
KCN500AL =AST50			KCW500AL =ASPE50		
KCN600AL =AST60			KCW600AL =ASPE60		
KCN800AL =AST80			KCW800AL =ASPE80		
With Crimped Hex			King Combo Weld End Reducer Aluminum		
KCNH075AL			KCWR200150AL		
KCNH100AL			KCWR300200AL		
Flange 150LBxHose barb welded inside & out			KCWR300250AL		
Part #			KCWR400300AL		
FLHB150-2x2HB-AL			KCWR600400AL		
FLHB150-2x2.5HB-AL			KCWR800600AL		
FLHB150-2.5xH2.5-AL			King Combo Grooved (Vic) Aluminum		
FLHB150-2.5xHB3-AL			PART #		
FLHB150-3xHB3-AL			KCG100AL =ASTV10		
FLHB150-3xHB4-AL			KCG125AL =ASTV15		
FLHB150-4xHB4-AL			KCG150AL =ASTV20		
FLHB150-4xHB5-AL			KCG200AL =ASTV25		
FLHB150-4xHB6-AL			KCG250AL =ASTV30		
FLHB150-5xHB5-AL			KCG300AL =ASTV35		
FLHB150-6xHB6-AL		KCG400AL =ASTV40			
FLHB150-6xHB8-AL		KCG500AL =ASTV50			
FLHB150-8xHB8-AL		KCG600AL =ASTV60			
		KCG800AL =ASTV80			





			King Combo Grooved Reducer (Vic) Aluminum
			KCGR125100AL
			KCGR150100AL
			KCGR150125AL
			KCGR200150AL
			KCGR250200AL
			KCGR300200AL
			KCGR300250AL
			KCGR400300AL
			KCGR600400AL
			KCGR800600AL

POLYPROPYLENE & PVC SECTION

Polypropylene & PVC King Combination Hose barb nipples Threaded

Poly Pro Hvy Sch 80 MPT			King Combo x MPT PVC	
KCN050PP =CN 050 P			KCN150PVC	
KCN075PP =CN 075 P			KCN200PVC	
KCN100PP =CN 100 P			KCN250PVC	
KCN125PP =CN 125 P			KCN300PVC	
KCN150PP =CN 150 P			KCN400PVC	
KCN200PP =CN 200 P			KCN600PVC	
KCN300PP =CN 300 P			King Combo x Plain end PVC	
KCN400PP =CN 400 P		KCPE150PVC		
King Combo x Grooved PVC		KCPE200PVC		
KCG150PVC		KCPE250PVC		
KCG200PVC		KCPE300PVC		
KCG250PVC		KCPE400PVC		
KCG300PVC		KCPE600PVC		
KCG400PVC		Hose Mender PVC		
KCG600PVC		HM150PVC		
		HM200PVC		
		HM250PVC		
		HM300PVC		
		HM400PVC		
		HM400PVC		

STAINLESS STEEL SELECTION

Stainless Steel	SIZE		King Dombo x Groove (Vic) SS304		
			KCG100S4 =RSTV10		
KCNHN125S4 =RST15-			KCG125S4 =RSTV15		
KCNHN150S4			KCG150S4 =RSTV20		
KCNHN200S4			KCG200S4 =RSTV25		
KCNHN250S4			KCG250S4 =RSTV30		
KCNHN300S4		3"	KCG300S4 =RSTV35		
KCNHN400S4		4"	KCG400S4 =RSTV40		
			KCG500S4 =RSTV50		
KCN050S4 =RST1	1/2"		KCG600S4 =RSTV60		
KCN075S4 =RST5			KCG800S4 =RSTV80		
KCN100S4 =RST10		King Combo Grooved Reducer (Vic) SS304			
KCN125S4 =RST15		PART #			
KCN150S4 =RST20		KCGR125100S4			
KCN200S4 =RST25		KCGR150100S4			
KCN250S4 =RST30		KCGR150125S4			
KCN300S4 =RST35		KCGR200150S4			
KCN400S4 =RST40		KCGR250200S4			
KCN600S4 =RST60		KCGR300200S4			
KCN800S4 =RST80		KCGR300250S4			
King Combo Weld End Aluminum			KCGR400300S4		
PART #			KCGR600400S4		
KCW050S4 =RSTB1			KCGR800600S4		
KCW075S4 =RSTB5		King Combo Reducing Weld end			
KCW100S4 =RSTB10		KCWR125100S4			
KCW125S4 =RSTB15		KCWR150100S4			
KCW150S4 =RSTB20		KCWR150125S4			
KCW200S4 =RSTB25		KCWR200150S4			
KCW250S4 =RSTB30		KCWR250200S4			
KCW300S4 =RSTB35		KCWR300200S4			
KCW400S4 =RSTB40		KCWR300250S4			
KCW500S4 =RSTB50		KCWR400300S4			
KCW600S4 =RSTB60		KCWR600400S4			
KCW800S4 =RSTB80		KCWR600500S4			
				KCWR800600S4	

Flange 1/2"TxHose barb welded inside & out		Flange 150LBxHose barb welded inside & out	
Part #		Part #	
FLHB-1/2-2xHB1.5S4		FLHB-150-1.5x1.5HBS4	
FLHB-1/2-2xHB2S4		FLHB-150-1.5x2HBCS	
FLHB-1/2-2xHB2.5S4		FLHB-150-2x2HBS4	
FLHB-1/2-2xHB3S4		FLHB-150-2x2.5HBS4	
FLHB-1/2-2.5xHB2S4		FLHB-150-2.5xH2.5S4	
FLHB-1/2-2.5xHB2.5S4		FLHB-150-2.5xHB3S4	
FLHB-1/2-2.5xHB3S4		FLHB-150-3xHB3S4	
FLHB-1/2-3xHB2S4		FLHB-150-3xHB4S4	
FLHB-1/2-3xHB2.5S4		FLHB-150-4xHB4S4	
FLHB-1/2-3xHB3S4		FLHB-150-4xHB5S4	
FLHB-1/2-3xHB4S4		FLHB-150-4xHB6S4	
FLHB-1/2-4xHB2S4		FLHB-150-5xHB5S4	
FLHB-1/2-4xHB2.5S4		FLHB-150-6xHB6S4	
FLHB-1/2-4xHB3S4		FLHB-150-6xHB8S4	
FLHB-1/2-4xHB4S4		FLHB-150-8xHB8S4	
FLHB-1/2-4xHB6S4			
FLHB-1/2-5xHB5S4			
FLHB-1/2-5xHB6S4			
FLHB-1/2-6xHB2S4			
FLHB-1/2-6xHB3S4			
FLHB-1/2-6xHB4S4			
FLHB-1/2-6xHB6S4			
FLHB-1/2-6xHB8S4			
FLHB-1/2-8xHB2S4			
FLHB-1/2-8xHB3S4			
FLHB-1/2-8xHB4S4			
FLHB-1/2-8xHB6S4			
FLHB-1/2-8xHB8S4			

For more Industrial Hose ends see our other Industrial hose end Catalogs:

Camlocks




Small HB



Sanitary H.B.



Internally Exp.



Other Related catalogs!

Ferrule/Sleeves



Fire adapter-Nozzl



Strainer&Foot valves



Clamps

