













Heavy Pattern 150# Threaded Fittings Cast SS304

ELBOW 90		ELBOW 45	
PART #		PART #	
ELBOW 90-1/8S4		ELBOW 45-1/8S4	
ELBOW 90-1/4S4		ELBOW 45-1/4S4	
ELBOW 90-3/8S4		ELBOW 45-3/8S4	
ELBOW 90-1/2S4		ELBOW 45-1/2S4	
ELBOW 90-3/4S4		ELBOW 45-3/4S4	
ELBOW 90-1S4		ELBOW 45-1S4	
ELBOW 90-1.25S4		ELBOW 45-1.25S4	
ELBOW 90-1.5S4		ELBOW 45-1.5S4	
ELBOW 90-2S4		ELBOW 45-2S4	
ELBOW 90-2.5S4		ELBOW 45-2.5S4	
ELBOW 90-3S4		ELBOW 45-3S4	
ELBOW 90-4S4		ELBOW 45-4S4	
TEE SS		ST ELBOW 90	
PART #		PART #	
TEE-1/8S4		ST ELBOW 90-1/8S4	
TEE-1/4S4		ST ELBOW 90-1/4S4	
TEE-3/8S4		ST ELBOW 90-3/8S4	
TEE-1/2S4		ST ELBOW 90-1/2S4	
TEE-3/4S4		ST ELBOW 90-3/4S4	
TEE-1S4		ST ELBOW 90-1S4	
TEE-1.25S4		ST ELBOW 90-1.25S4	
TEE-1.5S4		ST ELBOW 90-1.5S4	
TEE-2S4		ST ELBOW 90-2S4	
TEE-2.5S4		ST ELBOW 90-2.5S4	
TEE-3S4		ST ELBOW 90-3S4	
TEE-4S4		ST ELBOW 90-4S4	
CROSS		RDCG COUPLING	
PART #		PART #	
CROSS-1/8S4		COUP-RDCR-1/4x1/8S4	
CROSS-1/4S4		COUP-RDCR-3/8x1/8S4	
CROSS-3/8S4		COUP-RDCR-3/8x1/4S4	
CROSS-1/2S4		COUP-RDCR-1/2x1/8S4	
CROSS-3/4S4		COUP-RDCR-1/2x1/4S4	
CROSS-1S4		COUP-RDCR-1/2x3/8S4	
CROSS-1.25S4		COUP-RDCR-3/4x1/4S4	
CROSS-1.5S4		COUP-RDCR-3/4x3/8S4	
CROSS-2S4		COUP-RDCR-3/4x1/2S4	
CROSS-2.5S4		COUP-RDCR-1x3/8S4	
CROSS-3S4		COUP-RDCR-1x1/2S4	
CROSS-4S4		COUP-RDCR-1x3/4S4	

COUPLING		COUP-RDCR-1.25x1/2S4		
PART #		COUP-RDCR-1.25x3/4S4		
COUPLING-1/8S4		COUP-RDCR-1.25x1S4		
COUPLING-1/4S4		COUP-RDCR-1.5x1/2S4		
COUPLING-3/8S4		COUP-RDCR-1.5x3/4S4		
COUPLING-1/2S4		COUP-RDCR-1.5x1S4		
COUPLING-3/4S4		COUP-RDCR-1.5x1.25S4		
COUPLING-1S4		COUP-RDCR-2x1/2S4		
COUPLING-1.25S4	COUP-RDCR-2x3/4S4			
COUPLING-1.5S4	COUP-RDCR-2x1S4			
COUPLING-2S4	COUP-RDCR-2x1.25S4			
COUPLING-2.5S4	COUP-RDCR-2x1.5S4			
COUPLING-3S4	COUP-RDCR-2.5x1S4			
COUPLING-4S4		COUP-RDCR-2.5x1.25S4		
HALF COUPLING		COUP-RDCR-2.5x1.5S4		
PART #		COUP-RDCR-2.5x2S4		
HALF COUPLING-1/8S4		COUP-RDCR-3x2S4		
HALF COUPLING-1/4S4		COUP-RDCR-3x2.5S4		
HALF COUPLING-3/8S4		COUP-RDCR-4x2S4		
HALF COUPLING-1/2S4		COUP-RDCR-4x3S4		
HALF COUPLING-3/4S4			CAP	
HALF COUPLING-1S4			PART #	
HALF COUPLING-1.25S4		CAP-1/8S4		
HALF COUPLING-1.5S4		CAP-1/4S4		
HALF COUPLING-2S4		CAP-3/8S4		
HALF COUPLING-2.5S4		CAP-1/2S4		
HALF COUPLING-3S4		CAP-3/4S4		
HALF COUPLING-4S4		CAP-1S4		
BUSHING		CAP-1.25S4		
PART #		CAP-1.5S4		
BUSH-1/4x1/8S4		CAP-2S4		
BUSH-3/8x1/8S4		CAP-2.5S4		
BUSH-3/8x1/4S4		CAP-3S4		
BUSH-1/2x1/8S4		CAP-4S4		
BUSH-1/2x1/4S4			PLUG-SQUARE-HEAD	
BUSH-1/2x3/8S4			PART #	
BUSH-3/4x1/8S4		PLUG-SQ-HD-1/8S4		
BUSH-3/4x1/4S4		PLUG-SQ-HD-1/4S4		
BUSH-3/4x3/8S4		PLUG-SQ-HD-3/8S4		
BUSH-3/4x1/2S4		PLUG-SQ-HD-1/2S4		
BUSH-1x1/4S4		PLUG-SQ-HD-3/4S4		
BUSH-1x3/8S4		PLUG-SQ-HD-1S4		
BUSH-1x1/2S4		PLUG-SQ-HD-1.25S4		
BUSH-1x3/4S4		PLUG-SQ-HD-1.5S4		
BUSH-1.25x1/2S4		PLUG-SQ-HD-2S4		
BUSH-1.25x3/4S4		PLUG-SQ-HD-2.5S4		

BUSH-1.25x1S4		PLUG-SQ-HD-3S4	
BUSH-1.5x1/4S4		PLUG-SQ-HD-4S4	
BUSH-1.5x1/2S4		PLUG-HEX HEAD	
BUSH-1.5x3/4S4		PART #	
BUSH-1.5x1S4		PLUG-HEX-HD-1/8S4	
BUSH-1.5x1.25S4		PLUG-HEX-HD-1/4S4	
BUSH-2x1/2S4		PLUG-HEX-HD-3/8S4	
BUSH-2x3/4S4		PLUG-HEX-HD-1/2S4	
BUSH-2x1S4		PLUG-HEX-HD-3/4S4	
BUSH-2x1.25S4		PLUG-HEX-HD-1S4	
BUSH-2x1.5S4		PLUG-HEX-HD-1.25S4	
BUSH-2.5x1S4		PLUG-HEX-HD-1.5S4	
BUSH-2.5x1.25S4		PLUG-HEX-HD-2S4	
BUSH-2.5x1.5S4		PLUG-HEX-HD-2.5S4	
BUSH-2.5x2S4		PLUG-HEX-HD-3S4	
BUSH-3x1.5S4		PLUG-HEX-HD-4S4	
BUSH-3x2S4		LOCKNUT	
BUSH-3x2.5S4		PART #	
BUSH-4x2S4		LOCKNUT-1/8S4	
BUSH-4x2.5S4		LOCKNUT-1/4S4	
BUSH-4x3S4		LOCKNUT-3/8S4	
UNION		LOCKNUT-1/2S4	
PART #		LOCKNUT-3/4S4	
UNION-1/8S4		LOCKNUT-1S4	
UNION-1/4S4		LOCKNUT-1.25S4	
UNION-3/8S4		LOCKNUT-1.5S4	
UNION-1/2S4		LOCKNUT-2S4	
UNION-3/4S4		LOCKNUT-2.5S4	
UNION-1S4		LOCKNUT-3S4	
UNION-1.25S4		LOCKNUT-4S4	
UNION-1.5S4		TANK FLANGE SS304 Piloted	
UNION-2S4		PART #	
UNION-2.5S4		TANK-FL-1/8S4-Pilot	
UNION-3S4		TANK-FL-1/4S4-Pilot	
UNION-4S4		TANK-FL-3/8S4-Pilot	
		TANK-FL-1/2S4-Pilot	
		TANK-FL-3/4S4-Pilot	
		TANK-FL-1S4-Pilot	
		TANK-FL-1.25S4-Pilot	
		TANK-FL-1.5S4-Pilot	
		TANK-FL-2S4-Pilot	
		TANK-FL-2.5S4-Pilot	
		TANK-FL-3S4-Pilot	
		TANK-FL-4S4-Pilot	

Heavy Pattern 150# Threaded Fittings Cast SS316		
ELBOW 90		ELBOW 45
PART #		PART #
ELBOW 90-1/8S6 		ELBOW 45-1/8S6 
ELBOW 90-1/4S6		ELBOW 45-1/4S6
ELBOW 90-3/8S6		ELBOW 45-3/8S6
ELBOW 90-1/2S6		ELBOW 45-1/2S6
ELBOW 90-3/4S6		ELBOW 45-3/4S6
ELBOW 90-1S6		ELBOW 45-1S6
ELBOW 90-1.25S6		ELBOW 45-1.25S6
ELBOW 90-1.5S6		ELBOW 45-1.5S6
ELBOW 90-2S6		ELBOW 45-2S6
ELBOW 90-2.5S6		ELBOW 45-2.5S6
ELBOW 90-3S6		ELBOW 45-3S6
ELBOW 90-4S6		ELBOW 45-4S6
TEE SS		ST ELBOW 90
PART #		PART #
TEE-1/8S6 		ST ELBOW 90-1/8S6 
TEE-1/4S6		ST ELBOW 90-1/4S6
TEE-3/8S6		ST ELBOW 90-3/8S6
TEE-1/2S6		ST ELBOW 90-1/2S6
TEE-3/4S6		ST ELBOW 90-3/4S6
TEE-1S6		ST ELBOW 90-1S6
TEE-1.25S6		ST ELBOW 90-1.25S6
TEE-1.5S6		ST ELBOW 90-1.5S6
TEE-2S6		ST ELBOW 90-2S6
TEE-2.5S6		ST ELBOW 90-2.5S6
TEE-3S6		ST ELBOW 90-3S6
TEE-4S6		ST ELBOW 90-4S6
CROSS		RDCG COUPLING
PART #		PART #
CROSS-1/8S6 		COUP-R-1/4x1/8S6 
CROSS-1/4S6		COUP-R-3/8x1/8S6
CROSS-3/8S6		COUP-R-3/8x1/4S6
CROSS-1/2S6		COUP-R-1/2x1/8S6
CROSS-3/4S6		COUP-R-1/2x1/4S6
CROSS-1S6		COUP-R-1/2x3/8S6
CROSS-1.25S6		COUP-R-3/4x1/4S6
CROSS-1.5S4		COUP-R-3/4x3/8S6
CROSS-2S6		COUP-R-3/4x1/2S6
CROSS-2.5S6		COUP-R-1x3/8S6
CROSS-3S6		COUP-R-1x1/2S6
CROSS-4S6		COUP-R-1x3/4S6

COUPLING		COUP-R-1.25x1/2S6	
PART #		COUP-R-1.25x3/4S6	
COUPLING-1/8S6		COUP-R-1.25x1S6	
COUPLING-1/4S6		COUP-R-1.5x1/2S6	
COUPLING-3/8S6		COUP-R-1.5x3/4S6	
COUPLING-1/2S6		COUP-R-1.5x1S6	
COUPLING-3/4S6		COUP-R-1.5x1.25S6	
COUPLING-1S6		COUP-RR-2x1/2S6	
COUPLING-1.25S6		COUP-R-2x3/4S6	
COUPLING-1.5S6	COUP-R-2x1S6		
COUPLING-2S6	COUP-R-2x1.25S6		
COUPLING-2.5S6	COUP-R-2x1.5S6		
COUPLING-3S6	COUP-R-2.5x1S6		
COUPLING-4S6		COUP-R-2.5x1.25S6	
COUPLING-6S6		COUP-R-2.5x1.5S6	
HALF COUPLING		COUP-R-2.5x2S6	
PART #		COUP-R-3x2S6	
HALF COUPLING-1/8S6		COUP-R-3x2.5S6	
HALF COUPLING-1/4S6		COUP-R-4x2S6	
HALF COUPLING-3/8S6		COUP-R-4x3S6	
HALF COUPLING-1/2S6		CAP	
HALF COUPLING-3/4S6		PART #	
HALF COUPLING-1S6		CAP-1/8S6	
HALF COUPLING-1.25S6		CAP-1/4S6	
HALF COUPLING-1.5S6		CAP-3/8S6	
HALF COUPLING-2S6		CAP-1/2S6	
HALF COUPLING-2.5S6		CAP-3/4S6	
HALF COUPLING-3S6		CAP-1S6	
HALF COUPLING-4S6		CAP-1.25S6	
BUSHING		CAP-1.5S6	
PART #		CAP-2S6	
BUSH-1/4x1/8S6		CAP-2.5S6	
BUSH-3/8x1/8S6		CAP-3S6	
BUSH-3/8x1/4S6		CAP-4S6	
BUSH-1/2x1/8S6		PLUG-SQUARE-HEAD	
BUSH-1/2x1/4S6		PART #	
BUSH-1/2x3/8S4		PLUG-SQ-HD-1/8S6	
BUSH-3/4x1/8S6	PLUG-SQ-HD-1/4S6		
BUSH-3/4x1/4S6	PLUG-SQ-HD-3/8S6		
BUSH-3/4x3/8S6	PLUG-SQ-HD-1/2S6		
BUSH-3/4x1/2S6	PLUG-SQ-HD-3/4S6		
BUSH-1x1/4S6	PLUG-SQ-HD-1S6		
BUSH-1x3/8S6	PLUG-SQ-HD-1.25S6		
BUSH-1x1/2S6	PLUG-SQ-HD-1.5S6		
BUSH-1x3/4S6	PLUG-SQ-HD-2S6		
BUSH-1.25x1/2S6	PLUG-SQ-HD-2.5S6		
BUSH-1.25x3/4S6	PLUG-SQ-HD-3S6		
BUSH-1.25x1S6	PLUG-SQ-HD-4S6		

BUSH-1.5x1/4S6		PLUG-HEX HEAD		
BUSH-1.5x1/2S6		PART #		
BUSH-1.5x3/4S6		PLUG-HEX-HD-1/8S6		
BUSH-1.5x1S6		PLUG-HEX-HD-1/4S6		
BUSH-1.5x1.25S4		PLUG-HEX-HD-3/8S6		
BUSH-2x1/2S6		PLUG-HEX-HD-1/2S6		
BUSH-2x3/4S6		PLUG-HEX-HD-3/4S6		
BUSH-2x1S6		PLUG-HEX-HD-1S6		
BUSH-2x1.25S6		PLUG-HEX-HD-1.25S6		
BUSH-2x1.5S6		PLUG-HEX-HD-1.5S6		
BUSH-2.5x1S6		PLUG-HEX-HD-2S6		
BUSH-2.5x1.25S6		PLUG-HEX-HD-2.5S6		
BUSH-2.5x1.5S6		PLUG-HEX-HD-3S6		
BUSH-2.5x2S6		PLUG-HEX-HD-4S6		
BUSH-3x1.5S6		LOCKNUT		
BUSH-3x2S6		PART #		
BUSH-3x2.5S6		LOCKNUT-1/8S6		
BUSH-4x2S6		LOCKNUT-1/4S6		
BUSH-4x2.5S6		LOCKNUT-3/8S6		
BUSH-4x3S6		LOCKNUT-1/2S6		
UNION	LOCKNUT-3/4S6			
PART #	LOCKNUT-1S6			
UNION-1/8S6	LOCKNUT-1.25S6			
UNION-1/4S6	LOCKNUT-1.5S6			
UNION-3/8S6	LOCKNUT-2S6			
UNION-1/2S6	LOCKNUT-2.5S6			
UNION-3/4S6	LOCKNUT-3S6			
UNION-1S6	LOCKNUT-4S6			
UNION-1.25S6	TANK FLANGE SS316 No pilot/Flat			
UNION-1.5S6	PART #			
UNION-2S6	TANK-FL-1/4S6-No-pilot			
UNION-2.5S6	TANK-FL-3/8S6-No-pilot			
UNION-3S6	TANK-FL-1/2S6-No-pilot			
UNION-4S6	TANK-FL-3/4S6-No-pilot			
	TANK-FL-1S6-No-pilot			
	TANK-FL-1.25S6-No-pilot			
	TANK-FL-1.5S6-No-pilot			
	TANK-FL-2S6-No-pilot			
	TANK-FL-2.5S6-No-pilot			
	TANK-FL-3S6-No-pilot			
	TANK-FL-4S6-No-pilot			



The Fitting That's Ready When You Are!™



Cost 30% Less than forged outlets. Better Fit than outlets, save on weld time and rod used! Total savings of 40% to 50% over outlets

**ReadyWeld Fittings are custom coped fittings for pipe!
Get a professional Look everytime! Use it to mark the hole. Then cut the hole, lay it over the hole, and weld it without using a bunch of rod to fill the gap!**





ReadyWeld x FPT SS304

PART #		PART #	
RWFPT-1/2on3/4-S4		RWFPT-1.25on3-S4	
RWFPT-1/2on1-S4		RWFPT-1.25on4-S4	
RWFPT-1/2on1.25-S4		RWFPT-1.25on5-S4	
RWFPT-1/2on1.5-6-S4		RWFPT-1.25on6-12-S4	
RWFPT-3/4on1-S4		RWFPT-1.5on2-S4	
RWFPT-3/4on1.25-S4		RWFPT-1.5on2.5-S4	
RWFPT-3/4on1.5-S4		RWFPT-1.5on3-S4	
RWFPT-3/4on2-S4		RWFPT-1.5on4-S4	
RWFPT-3/4on2.5-S4		RWFPT-1.5on6-S4	
RWFPT-3/4on3-S4		RWFPT-1.5-on8-12-S4	
RWFPT-3/4on4-8-S4		RWFPT-2on3-S4	
RWFPT-1on1.25-S4		RWFPT-2on4-S4	
RWFPT-1on1.5-S4		RWFPT-2on6-S4	
RWFPT-1on2-S4		RWFPT-2on8-12-S4	
RWFPT-1on2.5-S4		RWFPT-2.5on3-S4	
RWFPT-1on3-S4		RWFPT-2.5on4-S4	
RWFPT-1on4-8-S4		RWFPT-2.5on6-S4	
RWFPT-1.25on1.5-S4		RWFPT-2.5on8-12-S4	
RWFPT-1.25on2-S4		RWFPT-3on3-S4	
RWFPT-1.25on2.5-S4		RWFPT-3on4-S4	

Are you Ready to offer a more professional looking Manifold and save Money doing it!

ReadyWeld x FPT SS316

PART #		PART #	
RWFPT-1/2on3/4-S6		RWFPT-1.25on3-S6	
RWFPT-1/2on1-S6		RWFPT-1.25on4-S6	
RWFPT-1/2on1.25-S6		RWFPT-1.25on5-S6	
RWFPT-1/2on1.5-6-S6		RWFPT-1.25on6-12-S6	
RWFPT-3/4on1-S6		RWFPT-1.5on2-S6	
RWFPT-3/4on1.25-S6		RWFPT-1.5on2.5-S6	
RWFPT-3/4on1.5-S6		RWFPT-1.5on3-S6	
RWFPT-3/4on2-S6		RWFPT-1.5on4-S6	
RWFPT-3/4on2.5-S6		RWFPT-1.5on6-S6	
RWFPT-3/4on3-S6		RWFPT-1.5-on8-12-S6	

RWFPT-3/4on4-8-S6		RWFPT-2on3-S6	
RWFPT-1on1.25-S6		RWFPT-2on4-S6	
RWFPT-1on1.5-S6		RWFPT-2on6-S6	
RWFPT-1on2-S6		RWFPT-2on8-12-S6	
RWFPT-1on2.5-S6		RWFPT-2.5on3-S6	
RWFPT-1on3-S6		RWFPT-2.5on4-S6	
RWFPT-1on4-8-S6		RWFPT-2.5on6-S6	
RWFPT-1.25on1.5-S6		RWFPT-2.5on8-12-S6	
RWFPT-1.25on2-S6		RWFPT-3on3-S6	
RWFPT-1.25on2.5-S6		RWFPT-3on4-S6	





Are you Ready to offer a more professional looking Manifold and save Money doing it!

Ask for our ReadyWeld Catalog to see all of the other ReadyWeld Products!



Forged Fittings Class 3000 SS304: Threaded, Socket Weld & Outlets







FORGED SS304 ELBOW 90 CLASS 3000 Threaded		FORGED SS304 ELBOW 90 CLS 3000 Socket Weld	
PART #		PART #	
ELBOW-90-1/8T-CL3S4		ELBOW-90-1/8SW-CL3S4	
ELBOW-90-1/4T-CL3S4			
ELBOW-90-3/8T-CL3S4			
ELBOW-90-1/2T-CL3S4			
ELBOW-90-3/4T-CL3S4			
ELBOW-90-1T-CL3S4			
ELBOW-90-1.25T-CL3S4			
ELBOW-90-1.5T-CL3S4			
ELBOW-90-2T-CL3S4			
ELBOW-90-2.5T-CL3S4			
ELBOW-90-3T-CL3S4			
FORGED SS304 ELBOW 45 CLASS 3000 Threaded		FORGED SS304 ELBOW 45 CLS 3000 Socket Weld	
PART #		PART #	
ELBOW-45-1/4T-CL3S4		ELBOW-45-1/4SW-CL3S4	
ELBOW-45-3/8T-CL3S4			
ELBOW-45-1/2T-CL3S4			
ELBOW-45-3/4T-CL3S4			
ELBOW-45-1T-CL3S4			
ELBOW-45-1.25T-CL3S4			
ELBOW-45-1.5T-CL3S4			
ELBOW-45-2T-CL3S4			
ELBOW-45-2.5T-CL3S4			
ELBOW-45-3T-CL3S4			







Forged SS304 ST ELBOW 90 CLASS 3000 Threaded		FORGED SS304 TEE CLS 3000 Socket Weld	
PART #		PART #	
ST ELBOW-90-1/8TCL3S4		TEE-1/8SW-CL3S4	
ST ELBOW-90-1/4TCL3S4		TEE-1/4SW-CL3S4	
ST ELBOW-90-3/8T-CL3S4		TEE-3/8SW-CL3S4	
ST ELBOW-90-1/2T-CL3S4		TEE-1/2SW-CL3S4	
ST ELBOW-90-3/4T-CL3S4		TEE-3/4SW-CL3S4	
ST ELBOW-90-1T-CL3S4		TEE-1SW-CL3S4	
ST ELBOW-90-1.25T-CL3S4		TEE-1.25SW-CL3S4	
ST ELBOW-90-1.5T-CL3S4		TEE-1.5SW-CL3S4	
ST ELBOW-90-2T-CL3S4		TEE-2SW-CL3S4	
FORGED SS304 TEE CLASS 3000 Threaded		TEE-2.5SW-CL3S4	
PART #		TEE-3SW-CL3S4	
TEE-1/8T-CL3S4		FORGED SS304 TEE CLS 3000 Socket Weld	
TEE-1/4T-CL3S4		PART #	
TEE-3/8T-CL3S4		CROSS-1/8SW-CL3S4	
TEE-1/2T-CL3S4		CROSS-1/4SW-CL3S4	
TEE-3/4T-CL3S4		CROSS-3/8SW-CL3S4	
TEE-1T-CL3S4		CROSS-1/2SW-CL3S4	
TEE-1.25T-CL3S4		CROSS-3/4SW-CL3S4	
TEE-1.5T-CL3S4		CROSS-1SW-CL3S4	
TEE-2T-CL3S4		CROSS-1.25SW-CL3S4	
TEE-2.5T-CL3S4		CROSS-1.5SW-CL3S4	
TEE-3T-CL3S4		CROSS-2SW-CL3S4	
FORGED SS304 TEE CLASS 3000 Threaded		FORGED SS304 COUP CLS 3000 Socket Weld	
PART #		PART #	
CROSS-1/8T-CL3S4		COUPLING-1/8SW-CL3S4	
CROSS-1/4T-CL3S4		COUPLING-1/4SW-CL3S4	
CROSS-3/8T-CL3S4		COUPLING-3/8SW-CL3S4	
CROSS-1/2T-CL3S4		COUPLING-1/2SW-CL3S4	
CROSS-3/4T-CL3S4		COUPLING-3/4SW-CL3S4	
CROSS-1T-CL3S4		COUPLING-1SW-CL3S4	
CROSS-1.25T-CL3S4		COUPLING-1.25SW-CL3S4	
CROSS-1.5T-CL3S4		COUPLING-1.5SW-CL3S4	
CROSS-2T-CL3S4		COUPLING-2SW-CL3S4	
FORGED SS304 COUP CLASS 3000 Threaded		COUPLING-2.5SW-CL3S4	
PART #		COUPLING-3SW-CL3S4	
COUPLING--1/8TCL3S4		COUPLING-4SW-CL3S4	
COUPLING--1/4TCL3S4		FORGED SS304 HALF COUP CLS 3000 Socket Weld	
COUPLING-3/8T-CL3S4		PART #	
COUPLING-1/2T-CL3S4		HALF-COUP-1/8SW-CL3S4	
COUPLING-3/4T-CL3S4		HALF-COUP-1/4SW-CL3S4	
COUPLING-1T-CL3S4		HALF-COUP-3/8SW-CL3S4	
COUPLING-11/4T-CL3S4		HALF-COUP-1/2SW-CL3S4	
COUPLING-11/2T-CL3S4		HALF-COUP-3/4SW-CL3S4	
COUPLING-2T-CL3S4		HALF-COUP-1SW-CL3S4	
COUPLING-2.5T-CL3S4		HALF-COUP-11/4SW-CL3S4	
COUPLING-3T-CL3S4		HALF-COUP-11/2SW-CL3S4	
COUPLING-4T-CL3S4		HALF-COUP-2SW-CL3S4	

FORGED SS304 HALF COUP CLASS 3000 Threaded		HALF-COUP-2.5SW-CL3S4	
PART #		HALF-COUP-3SW-CL3S4	
HALF-COUP-1/8T-CL3S4		FORGED SS304 INSERT CLS 3000 Socket Weld	
HALF-COUP-1/4T-CL3S4		PART #	
HALF-COUP-3/8T-CL3S4		COUP-R--3/8x1/4SW-CL3S4	
HALF-COUP-1/2T-CL3S4		COUP-R--1/2x1/4SW-CL3S4	
HALF-COUP-3/4T-CL3S4		COUP-R--1/2x3/8SW-CL3S4	
HALF-COUP-1T-CL3S4		COUP-R--3/4x1/4SW-CL3S4	
HALF-COUP-11/4T-CL3S4		COUP-R--3/4x3/8SW-CL34	
HALF-COUP-11/2T-CL3S4		COUP-R--3/4x1/2SW-CL3S4	
HALF-COUP-2T-CL3S4		COUP-R--1x1/4SW-CL3S4	
HALF-COUP-2.5T-CL3S4		COUP-R--1x3/8SW-CL3S4	
HALF-COUP-3T-CL3S4		COUP-R--1x1/2SW-CL3S4	
FORGED SS304 RDCG COUP CLASS 3000 Threaded		COUP-R--1x3/4SW-CL3S4	
PART #		COUP-R--1.25x1/2SW-CL3S4	
COUP-RDCG-1/4x1/8T-CL3S4		COUP-R--1.25x3/4SW-CL3S4	
COUP-RDCG-3/8x1/4T-CL3S4		COUP-R--1.25x1CL3S4	
COUP-RDCG-1/2x1/4T-CL3S4		COUP-R--1.5x1/2SW-CL3S4	
COUP-RDCG-1/2x3/8T-CL3S4		COUP-R--1.5x3/4SW-CL3S4	
COUP-RDCG--3/4x1/4TCL3S4		COUP-R--1.5x1SW-CL3S4	
COUP-RDCG-3/4x3/8T-CL3S4		COUP-R--1.5x1.25SW-CL3S4	
COUP-RDCG-3/4x1/2T-CL3S4		COUP-R--2x1/2SW-CL3S4	
COUP-RDCG-1x1/4T-CL3S4		COUP-R--2x3/4SW-CL3S4	
COUP-RDCG-1x3/8T-CL3S4		COUP-R--2x1SW-CL3S4	
COUP-RDCG-1x1/2T-CL3S4		COUP-R--2x1.25SW-CL3S4	
COUP-RDCG-1x3/4T-CL3S4		COUP-R--2x1.5SW-CL3S4	
COUP-RDCG-1.25x1/2T-CLS4		COUP-R--3x1.5SW-CL3S4	
COUP-RDCG-1.25x3/4T-CL3S4		COUP-R--3x2SW-CL3S4	
COUP-RDCG-1.25x1T-CL3S4		FORGED SS304 CAP CLS 3000 Socket Weld	
COUP-RDCG-1.5x1/2T-CL3S4		PART #	
COUP-RDCG-1.5x3/4T-CL-3S4		CAP-1/4SW-CL3S4	
COUP-RDCG-1.5x1T-CL3S4		CAP-3/8SW-CL3S4	
COUP-RDCG-1.5x1.25T-CL3S4		CAP-1/2SW-CL3S4	
COUP-RDCG-2x1/2T-CL3S4		CAP-3/4SW-CL3S4	
COUP-RDCG-2x3/4T-CL3S4		CAP-1SW-CL3S4	
COUP-RDCG-2x1T-CL3S4		CAP-1.25SW-CL3S4	
COUP-RDCG-2x1.25T-CL3S4		CAP-1.5SW-CL3S4	
COUP-RDCG-2x1.5T-CL3S4		CAP-2SW-CL3S4	
FORGED SS304 CAP CLASS 3000 Threaded		FORGED SS304 UNION CLS 3000 Socket Weld	
PART #		PART #	
CAP-1/8T-CL3S4		UNION-1/8SW-CL3S4	
CAP-1/4T-CL3S4		UNION-1/4SW-CL3S4	
CAP-3/8T-CL3S4		UNION-3/8SW-CL3S4	
CAP-1/2T-CL3S4		UNION-1/2SW-CL3S4	
CAP-3/4T-CL3S4		UNION-3/4SW-CL3S4	
CAP-1T-CL3S4		UNION-1SW-CL3S4	
CAP-11/4T-CL3S4		UNION-1.25SW-CL3S4	
CAP-11/2T-CL3S4		UNION-1.5SW-CL3S4	
CAP-2T-CL3S4		UNION-2SW-CL3S4	

CAP-2.5T-CL3S4		UNION-2.5SW-CL3S4	
FORGED SS304 UNION CLASS 3000 Threaded		UNION-3SW-CL3S4	
PART #		FORGED SS304 INSERT CLS 3000 Socket Weld	
UNION-1/8T-CL3S4		PART #	
UNION-1/4T-CL3S4		INSERT-1/4x1/8SW-CL3S4	
UNION-3/8T-CL3S4		INSERT-3/8x1/4SW-CL3S4	
UNION-1/2T-CL3S4		INSERT-1/2x1/4SW-CL3S4	
UNION-3/4T-CL3S4		INSERT-1/2x3/8SW-CL3S4	
UNION-1T-CL3S4		INSERT-3/4x1/4SW-CL3S4	
UNION-1-1/4T-CL3S4		INSERT-3/4x3/8SW-CL34	
UNION-1-1/2T-CL3S4		INSERT-3/4x1/2SW-CL3S4	
UNION-2T-CL3S4		INSERT-1x1/4SW-CL3S4	
UNION-2.5T-CL3S4		INSERT-1x3/8SW-CL3S4	
UNION-3T-CL3S4		INSERT-1x1/2SW-CL3S4	
FORGED SS304 BUSHING CLASS 3000 Threaded		INSERT-1x3/4SW-CL3S4	
PART #		INSERT-1.25x1/4SW-CL3S4	
BUSHING-1/4x1/8-CL3S4		INSERT-1.25x3/8SW-CL3S4	
BUSHING-3/8x1/8CL3S4		INSERT-1.25x1/2SW-CL3S4	
BUSHING-3/8x1/4CL3S4		INSERT-1.25x3/4SW-CL3S4	
BUSHING-1/2x1/8CL3S4		INSERT-1.25x1CL3S4	
BUSHING-1/2x1/4CL3S4		INSERT-1.5x3/8SW-CL3S4	
BUSHING-1/2x3/8CL3S4		INSERT-1.5x1/2SW-CL3S4	
BUSHING-3/4x1/8CL3S4		INSERT-1.5x3/4SW-CL3S4	
BUSHING-3/4x1/4CL3S4		INSERT-1.5x1SW-CL3S4	
BUSHING-3/4x3/8CL3S4		INSERT-1.5x1.25SW-CL3S4	
BUSHING-3/4x1/2CL3S4		INSERT-2x1/2SW-CL3S4	
BUSHING-1x1/4CL3S4		INSERT-2x3/4SW-CL3S4	
BUSHING-1x3/8CL3S4		INSERT-2x1SW-CL3S4	
BUSHING-1x1/2CL3S4		INSERT-2x1.25SW-CL3S4	
BUSHING-1x3/4CL3S4		INSERT-2x1.5SW-CL3S4	
BUSHING-1.25x1/2CL3S4		INSERT-2.5x1/2SW-CL3S4	
BUSHING-1.25x3/4CL3S4		INSERT-2.5x3/4SW-CL3S4	
BUSHING-1.25x1CL3S4		INSERT-2.5x1SW-CL3S4	
BUSHING-1.5x1/4CL3S4		INSERT-2.5x1.25SW-CL3S4	
BUSHING-1.5x1/2CL3S4		INSERT-2.5x1.5SW-CL3S4	
BUSHING-1.5x3/4CL3S4		INSERT-2.5x2SW-CL3S4	
BUSHING-1.5x1CL3S4		INSERT-3x1SW-CL3S4	
BUSHING-1.5x1.25CL3S4	INSERT-3x1.25SW-CL3S4		
BUSHING-2x1/2CL3S4	INSERT-3x1.5SW-CL3S4		
BUSHING-2x3/4CL3S4	INSERT-3x2SW-CL3S4		
BUSHING-2x1CL3S4		INSERT-3x2.5SW-CL3S4	

BUSHING-2x1.25CL3S4		FORGED SS304 Threaded Outlet		
BUSHING-2x1.5CL3S4		PART #		
BUSHING-2.5x1CL3S4		THD-O-LET-1/4on3/8-36S4		
BUSHING-2.5x1.25CL3S4		THD-O-LET-3/8on1/2-36S4		
BUSHING-2.5x1.5CL3S4		THD-O-LET-1/2on3/4-36S4		
BUSHING-2.5x2CL3S4		THD-O-LET-3/4on1.5-36S4		
BUSHING-3x1CL3S4		THD-O-LET-1on2-36-36S4		
BUSHING-3x1.25CL3S4		THD-O-LET-1.25on3.5-36S4		
BUSHING-3x1.5CL3S4		THD-O-LET-1.5on36-36S4		
BUSHING-3x2CL3S4		THD-O-LET-2on8-36S4		
BUSHING-3x2.5CL3S4		THD-O-LET-2.5on10-36S4		
FORGED SS304 PLUG HEX CLASS 3000 Threaded		THD-O-LET-3on16-36S4		
PART #		FORGED SS304 Socket Weld Outlet		
PLUG-HEX-1/8T-CL3S4		PART #		
PLUG-HEX-1/4T-CL3S4		SOC-O-LET-1/4on3/8-36S4		
PLUG-HEX-3/8T-CL3S4		SOC-O-LET-3/8on1/2-36S4		
PLUG-HEX-1/2T-CL3S4		SOC-O-LET-1/2on3/4-36S4		
PLUG-HEX-3/4T-CL3S4		SOC-O-LET-3/4on1.5-36S4		
PLUG-HEX-1T-CL3S4		SOC-O-LET-1on3-36-36S4		
PLUG-HEX-1.25T-CL3S4		SOC-O-LET-1.25on4-36S4		
PLUG-HEX-1.5T-CL3S4		SOC-O-LET-1.5on6-36S4		
PLUG-HEX-2T-CL3S4		SOC-O-LET-2on8-36S4		
PLUG-HEX-2.5T-CL3S4		SOC-O-LET-2.5on10-36S4		
PLUG-HEX-3T-CL3S4		SOC-O-LET-3on16-36S4		
FRGD SS304 PLUG SQUARE CLASS 3000 Threaded		FORGED SS304 Butt Weld Outlet		
PART #		PART #		
PLUG-SQ-HD-1/8T-CL3S4		Weld-O-LET-1/4on3/8-36S4		
PLUG-SQ-HD-1/4T-CL3S4		Weld-O-LET-3/8on1/2-36S4		
PLUG-SQ-HD-3/8T-CL3S4		Weld-O-LET-1/2on3/4-36S4		
PLUG-SQ-HD-1/2T-CL3S4		Weld-O-LET-3/4on1.5-36S4		
PLUG-SQ-HD-3/4T-CL3S4		Weld-O-LET-1on2-36-36S4		
PLUG-SQ-HD-1T-CL3S4		Weld-O-LET-1.25on4-36S4		
PLUG-SQ-HD-1.25T-CL3S4		Weld-O-LET-1.5on6-36S4		
PLUG-SQ-HD-1.5T-CL3S4		Weld-O-LET-2on8-36S4		
PLUG-SQ-HD-2T-CL3S4		Weld-O-LET-2.5on10-36S4		
		Weld-O-LET-3on16-36S4		

Forged Fittings Class 3000 SS304: Threaded, Socket Weld & Outlets			
FORGED SS316 ELBOW 90 CLASS 3000 Threaded		FORGED SS316 ELBOW 90 CLS 3000 Socket Weld	
PART #		PART #	
ELBOW-90-1/8T-CL3S6		ELBOW-90-1/8SW-CL3S6	
ELBOW-90-1/4T-CL3S6		ELBOW-90-1/4SW-CL3S6	
ELBOW-90-3/8T-CL3S6		ELBOW-90-3/8SW-CL3S6	
ELBOW-90-1/2T-CL3S6		ELBOW-90-1/2SW-CL3S6	
ELBOW-90-3/4T-CL3S6		ELBOW-90-3/4SW-CL3S6	
ELBOW-90-1T-CL3S6		ELBOW-90-1SW-CL3S6	
ELBOW-90-1.25T-CL3S6		ELBOW-90-1.25SW-CL3S6	
ELBOW-90-1.5T-CL3S6		ELBOW-90-1.5SW-CL3S6	
ELBOW-90-2T-CL3S6		ELBOW-90-2SW-CL3S6	
ELBOW-90-2.5T-CL3S6		ELBOW-90-2.5SW-CL3S6	
ELBOW-90-3T-CL3S6		ELBOW-90-3SW-CL3S6	
FORGED SS316 ELBOW 45 CLASS 3000 Threaded		FORGED SS316 ELBOW 45 CLS 3000 Socket Weld	
PART #		PART #	
ELBOW-45-1/4T-CL3S6		ELBOW-45-1/4SW-CL3S6	
ELBOW-45-3/8T-CL3S6		ELBOW-45-3/8SW-CL3S6	
ELBOW-45-1/2T-CL3S6		ELBOW-45-1/2SW-CL3S6	
ELBOW-45-3/4T-CL3S6		ELBOW-45-3/4SW-CL3S6	
ELBOW-45-1T-CL3S6		ELBOW-45-1SW-CL3S6	
ELBOW-45-1.25T-CL3S6		ELBOW-45-1.25SW-CL3S6	
ELBOW-45-1.5T-CL3S6		ELBOW-45-1.5SW-CL3S6	
ELBOW-45-2T-CL3S6		ELBOW-45-2SW-CL3S6	
ELBOW-45-2.5T-CL3S6		ELBOW-45-2.5SW-CL3S6	
ELBOW-45-3T-CL3S6		ELBOW-45-3SW-CL3S6	
FORGED SS316 ST ELBOW 90 CLASS 3000 Threaded		FORGED SS316 TEE CLS 3000 Socket Weld	
PART #		PART #	
ST ELBOW-90-1/8TCL3S6		TEE-1/8SW-CL3S6	
ST ELBOW-90-1/4TCL3S6		TEE-1/4SW-CL3S6	
ST ELBOW-90-3/8T-CL3S6		TEE-3/8SW-CL3S6	
ST ELBOW-90-1/2T-CL3S6		TEE-1/2SW-CL3S6	
ST ELBOW-90-3/4T-CL3S6		TEE-3/4SW-CL3S6	
ST ELBOW-90-1T-CL3S6		TEE-1SW-CL3S6	
ST ELBOW-90-1.25T-CL3S6		TEE-1.25SW-CL3S6	
ST ELBOW-90-1.5T-CL3S6		TEE-1.5SW-CL3S6	
ST ELBOW-90-2T-CL3S6		TEE-2SW-CL3S6	

FORGED SS316 TEE CLASS 3000 Threaded		TEE-2.5SW-CL3S6	
PART #		TEE-3SW-CL3S6	
TEE-1/8T-CL3S6		FORGED SS316 TEE CLS 3000 Socket Weld	
TEE-1/4T-CL3S6		PART #	
TEE-3/8T-CL3S6		CROSS-1/8SW-CL3S6	
TEE-1/2T-CL3S6		CROSS-1/4SW-CL3S6	
TEE-3/4T-CL3S6		CROSS-3/8SW-CL3S6	
TEE-1T-CL3S6		CROSS-1/2SW-CL3S6	
TEE-1.25T-CL3S6		CROSS-3/4SW-CL3S6	
TEE-1.5T-CL3S6		CROSS-1SW-CL3S6	
TEE-2T-CL3S6		CROSS-1.25SW-CL3S6	
TEE-2.5T-CL3S6		CROSS-1.5SW-CL3S6	
TEE-3T-CL3S6	CROSS-2SW-CL3S6		
FORGED SS316 TEE CLASS 3000 Threaded		FORGED SS316 COUP CLS 3000 Socket Weld	
PART #		PART #	
CROSS-1/8T-CL3S6		COUPLING-1/8SW-CL3S6	
CROSS-1/4T-CL3S6		COUPLING-1/4SW-CL3S6	
CROSS-3/8T-CL3S6		COUPLING-3/8SW-CL3S6	
CROSS-1/2T-CL3S6		COUPLING-1/2SW-CL3S6	
CROSS-3/4T-CL3S6		COUPLING-3/4SW-CL3S6	
CROSS-1T-CL3S6		COUPLING-1SW-CL3S6	
CROSS-1.25T-CL3S6		COUPLING-1.25SW-CL3S6	
CROSS-1.5T-CL3S6		COUPLING-1.5SW-CL3S6	
CROSS-2T-CL3S6		COUPLING-2SW-CL3S6	
FORGED SS316 COUP CLASS 3000 Threaded		COUPLING-2.5SW-CL3S6	
PART #		COUPLING-3SW-CL3S6	
COUPLING--1/8TCL3S6		COUPLING-4SW-CL3S6	
COUPLING--1/4TCL3S6		FORGED SS316 HALF COUP CLS 3000 Socket Weld	
COUPLING-3/8T-CL3S6		PART #	
COUPLING-1/2T-CL3S6		HALF-COUP-1/8SW-CL3S6	
COUPLING-3/4T-CL3S6		HALF-COUP-1/4SW-CL3S6	
COUPLING-1T-CL3S6		HALF-COUP-3/8SW-CL3S6	
COUPLING-11/4T-CL3S6		HALF-COUP-1/2SW-CL3S6	
COUPLING-11/2T-CL3S6		HALF-COUP-3/4SW-CL3S6	
COUPLING-2T-CL3S6		HALF-COUP-1SW-CL3S6	
COUPLING-2.5T-CL3S6		HALF-COUP-11/4SW-CL3S6	
COUPLING-3T-CL3S6		HALF-COUP-11/2SW-CL3S6	
COUPLING-4T-CL3S6		HALF-COUP-2SW-CL3S6	

FORGED SS316 HALF COUP CLASS 3000 Threaded		HALF-COUP-2.5SW-CL3S6	
PART #		HALF-COUP-3SW-CL3S6	
HALF-COUP-1/8T-CL3S6		FORGED SS316 Coupling R CLS 3000 Socket Weld	
HALF-COUP-1/4T-CL3S6		PART #	
HALF-COUP-3/8T-CL3S6		COUP-R--3/8x1/4SW-CL3S6	
HALF-COUP-1/2T-CL3S6		COUP-R--1/2x1/4SW-CL3S6	
HALF-COUP-3/4T-CL3S6		COUP-R--1/2x3/8SW-CL3S6	
HALF-COUP-1T-CL3S6		COUP-R--3/4x1/4SW-CL3S6	
HALF-COUP-11/4T-CL3S6		COUP-R--3/4x3/8SW-CL36	
HALF-COUP-11/2T-CL3S6		COUP-R--3/4x1/2SW-CL3S6	
HALF-COUP-2T-CL3S6		COUP-R--1x1/4SW-CL3S6	
HALF-COUP-2.5T-CL3S6		COUP-R--1x3/8SW-CL3S6	
HALF-COUP-3T-CL3S6		COUP-R--1x1/2SW-CL3S6	
FORGED SS316 RDCG COUP CLASS 3000 Threaded		COUP-R--1x3/4SW-CL3S6	
PART #		COUP-R--1.25x1/2SW-CL3S6	
COUP-RDCG-1/4x1/8T-CL3S6		COUP-R--1.25x3/4SW-CL3S6	
COUP-RDCG-3/8x1/4T-CL3S6		COUP-R--1.25x1CL3S6	
COUP-RDCG-1/2x1/4T-CL3S6		COUP-R--1.5x1/2SW-CL3S6	
COUP-RDCG-1/2x3/8T-CL3S6		COUP-R--1.5x3/4SW-CL3S6	
COUP-RDCG--3/4x1/4TCL3S6		COUP-R--1.5x1SW-CL3S6	
COUP-RDCG-3/4x3/8T-CL3S6		COUP-R--1.5x1.25SW-CL3S6	
COUP-RDCG-3/4x1/2T-CL3S6		COUP-R--2x1/2SW-CL3S6	
COUP-RDCG-1x1/4T-CL3S6		COUP-R--2x3/4SW-CL3S6	
COUP-RDCG-1x3/8T-CL3S6		COUP-R--2x1SW-CL3S6	
COUP-RDCG-1x1/2T-CL3S6		COUP-R--2x1.25SW-CL3S6	
COUP-RDCG-1x3/4T-CL3S6		COUP-R--2x1.5SW-CL3S6	
COUP-RDCG-1.25x1/2T-CLS6		FORGED SS316 CAP CLS 3000 Socket Weld	
COUP-RDCG-1.25x3/4T-CL3S6		PART #	
COUP-RDCG-1.25x1T-CL3S6		CAP-1/4SW-CL3S6	
COUP-RDCG-1.5x1/2T-CL3S6		CAP-1/4SW-CL3S6	
COUP-RDCG-1.5x3/4T-CL-3S6		CAP-3/8SW-CL3S6	
COUP-RDCG-1.5x1T-CL3S6		CAP-1/2SW-CL3S6	
COUP-RDCG-1.5x1.25T-CL3S6		CAP-3/4SW-CL3S6	
COUP-RDCG-2x1/2T-CL3S6		CAP-1SW-CL3S6	
COUP-RDCG-2x3/4T-CL3S6		CAP-1.25SW-CL3S6	
COUP-RDCG-2x1T-CL3S6		CAP-1.5SW-CL3S6	
COUP-RDCG-2x1.25T-CL3S6		CAP-2SW-CL3S6	
COUP-RDCG-2x1.5T-CL3S6		CAP-3SW-CL3S6	

FORGED SS316 CAP CLASS 3000 Threaded		FORGED SS316 UNION CLS 3000 Socket Weld	
PART #		PART #	
CAP-1/8T-CL3S6		UNION-1/8SW-CL3S6	
CAP-1/4T-CL3S6		UNION-1/4SW-CL3S6	
CAP-3/8T-CL3S6	UNION-3/8SW-CL3S6		
CAP-1/2T-CL3S6	UNION-1/2SW-CL3S6		
CAP-3/4T-CL3S6	UNION-3/4SW-CL3S6		
CAP-1T-CL3S6	UNION-1SW-CL3S6		
CAP-11/4T-CL3S6	UNION-1.25SW-CL3S6		
CAP-11/2T-CL3S6	UNION-1.5SW-CL3S6		
CAP-2T-CL3S6	UNION-2SW-CL3S6		
CAP-2.5T-CL3S6	UNION-2.5SW-CL3S6		
CAP-3T-CL3S6	UNION-3SW-CL3S6		
FORGED SS316 UNION CLASS 3000 Threaded		FORGED SS316 INSERT CLS 3000 Socket Weld	
PART #		PART #	
UNION-1/8T-CL3S6		INSERT-1/4x1/8SW-CL3S6	
UNION-1/4T-CL3S6		INSERT-3/8x1/4SW-CL3S6	
UNION-3/8T-CL3S6		INSERT-1/2x1/4SW-CL3S6	
UNION-1/2T-CL3S6		INSERT-1/2x3/8SW-CL3S6	
UNION-3/4T-CL3S6		INSERT-3/4x1/4SW-CL3S6	
UNION-1T-CL3S6		INSERT-3/4x3/8SW-CL36	
UNION-1-1/4T-CL3S6		INSERT-3/4x1/2SW-CL3S6	
UNION-1-1/2T-CL3S6		INSERT-1x1/4SW-CL3S6	
UNION-2T-CL3S6		INSERT-1x3/8SW-CL3S6	
UNION-2.5T-CL3S6		INSERT-1x1/2SW-CL3S6	
UNION-3T-CL3S6	INSERT-1x3/4SW-CL3S6		
FORGED SS316 BUSHING CLASS 3000 Threaded		INSERT-1.25x1/4SW-CL3S6	
PART #		INSERT-1.25x3/8SW-CL3S6	
BUSHING-1/4x1/8-CL3S6		INSERT-1.25x1/2SW-CL3S6	
BUSHING-3/8x1/8CL3S6		INSERT-1.25x3/4SW-CL3S6	
BUSHING-3/8x1/4CL3S6		INSERT-1.25x1CL3S6	
BUSHING-1/2x1/8CL3S6		INSERT-1.5x3/8SW-CL3S6	
BUSHING-1/2x1/4CL3S6		INSERT-1.5x1/2SW-CL3S6	
BUSHING-1/2x3/8CL3S6		INSERT-1.5x3/4SW-CL3S6	
BUSHING-3/4x1/8CL3S6		INSERT-1.5x1SW-CL3S6	
BUSHING-3/4x1/4CL3S6		INSERT-1.5x1.25SW-CL3S6	
BUSHING-3/4x3/8CL3S6		INSERT-2x1/2SW-CL3S6	
BUSHING-3/4x1/2CL3S6		INSERT-2x3/4SW-CL3S6	
BUSHING-1x1/4CL3S6	INSERT-2x1SW-CL3S6		
BUSHING-1x3/8CL3S6	INSERT-2x1.25SW-CL3S6		
BUSHING-1x1/2CL3S6	INSERT-2x1.5SW-CL3S6		
BUSHING-1x3/4CL3S6	INSERT-2.5x1/2SW-CL3S6		
BUSHING-1.25x1/2CL3S6	INSERT-2.5x3/4SW-CL3S6		
BUSHING-1.25x3/4CL3S6	INSERT-2.5x1SW-CL3S6		
BUSHING-1.25x1CL3S6	INSERT-2.5x1.25SW-CL3S6		
BUSHING-1.5x1/4CL3S6	INSERT-2.5x1.5SW-CL3S6		

BUSHING-1.5x1/2CL3S6		INSERT-2.5x2SW-CL3S6		
BUSHING-1.5x3/4CL3S6		INSERT-3x1SW-CL3S6		
BUSHING-1.5x1CL3S6		INSERT-3x1.25SW-CL3S6		
BUSHING-1.5x1.25CL3S6		INSERT-3x1.5SW-CL3S6		
BUSHING-2x1/2CL3S6		INSERT-3x2SW-CL3S6		
BUSHING-2x3/4CL3S6		INSERT-3x2.5SW-CL3S6		
BUSHING-2x1CL3S6		FORGED SS316 Threaded Outlet		
BUSHING-2x1.25CL3S6		PART #		
BUSHING-2x1.5CL3S6		THD-O-LET-1/4on3/8-36S6		
BUSHING-2.5x1CL3S6		THD-O-LET-3/8on1/2-36S6		
BUSHING-2.5x1.25CL3S6		THD-O-LET-1/2on3/4-36S6		
BUSHING-2.5x1.5CL3S6		THD-O-LET-3/4on1.5-36S6		
BUSHING-2.5x2CL3S6		THD-O-LET-1on3-36-36S6		
BUSHING-3x1CL3S6		THD-O-LET-1.25on4-36S6		
BUSHING-3x1.25CL3S6		THD-O-LET-1.5on6-36S6		
BUSHING-3x1.5CL3S6		THD-O-LET-2on8-36S6		
BUSHING-3x2CL3S6		THD-O-LET-2.5on10-36S6		
BUSHING-3x2.5CL3S6		THD-O-LET-3on16-36S6		
FORGED SS316 PLUG HEX CLASS 3000 Threaded		FORGED SS316 Socket Weld Outlet		
PART #		PART #		
PLUG-HEX-1/8T-CL3S6		SOC-O-LET-1/4on3/8-36S6		
PLUG-HEX-1/4T-CL3S6		SOC-O-LET-3/8on1/2-36S6		
PLUG-HEX-3/8T-CL3S6		SOC-O-LET-1/2on3/4-36S6		
PLUG-HEX-1/2T-CL3S6	SOC-O-LET-3/4on1.5-36S6			
PLUG-HEX-3/4T-CL3S6	SOC-O-LET-1on3-36-36S6			
PLUG-HEX-1T-CL3S6	SOC-O-LET-1.25on4-36S6			
PLUG-HEX-1.25T-CL3S6	SOC-O-LET-1.5on6-36S6			
PLUG-HEX-1.5T-CL3S6	SOC-O-LET-2on8-36S6			
PLUG-HEX-2T-CL3S6	SOC-O-LET-2.5on10-36S6			
PLUG-HEX-2.5T-CL3S6	SOC-O-LET-3on16-36S6			
PLUG-HEX-3T-CL3S6	FORGED SS316 Butt Weld Outlet			
FORGED SS316 PLUG SQUARE CLASS 3000 Thread	PART #			
PART #	Weld-O-LET-1/4on3/8-36S6			
PLUG-SQ-HD-1/8T-CL3S6	Weld-O-LET-3/8on1/2-36S6			
PLUG-SQ-HD-1/4T-CL3S6	Weld-O-LET-1/2on3/4-36S6			
PLUG-SQ-HD-3/8T-CL3S6	Weld-O-LET-3/4on1.5-36S6			
PLUG-SQ-HD-1/2T-CL3S6	Weld-O-LET-1on3-36-36S6			
PLUG-SQ-HD-3/4T-CL3S6	Weld-O-LET-1.25on4-36S6			
PLUG-SQ-HD-1T-CL3S6	Weld-O-LET-1.5on6-36S6			
PLUG-SQ-HD-1.25T-CL3S6	Weld-O-LET-2on8-36S6			
PLUG-SQ-HD-1.5T-CL3S6	Weld-O-LET-2.5on10-36S6			
PLUG-SQ-HD-2T-CL3S6	Weld-O-LET-3on16-36S6			